


TOWN OF WEST WARWICK

Fiscal Year 2013 – 2014 Budget



FINANCIAL TOWN MEETING

Tuesday, June 25, 2013

WEST WARWICK HIGH SCHOOL AUDITORIUM

ALL DAY REFERENDUM

Thursday, June 27, 2013

TOWN OF WEST WARWICK
Fiscal Year 2014 Budget

Table of Contents

<u>Item</u>	<u>Page Number</u>
Fiscal Year 2014 Budget Summary	1
Revenues - Major Categories	2
Expenses - Major Categories	3
Revenue Detail	4
Expense Detail	
Town Manager	5
Town Planner	6
Town Council	7
Town Clerk	8
Board of Canvassers	9
Legal	10
EMA	11
Town Sargeant	12
General Government	13
Finance	14
Tax Collector	15
Tax Assessor	16
Board of Assessment Review	17
Police	18-19
Fire	20
Department of Public Works	21
Recycling	22
Town Engineer	23
Street Lighting	24
Building Official	25
Zoning	26
Senior Center	27
Housing Board	28
Library	29-30
Parks	31
Debt Service	32
Capital	33
Municipal Court	34

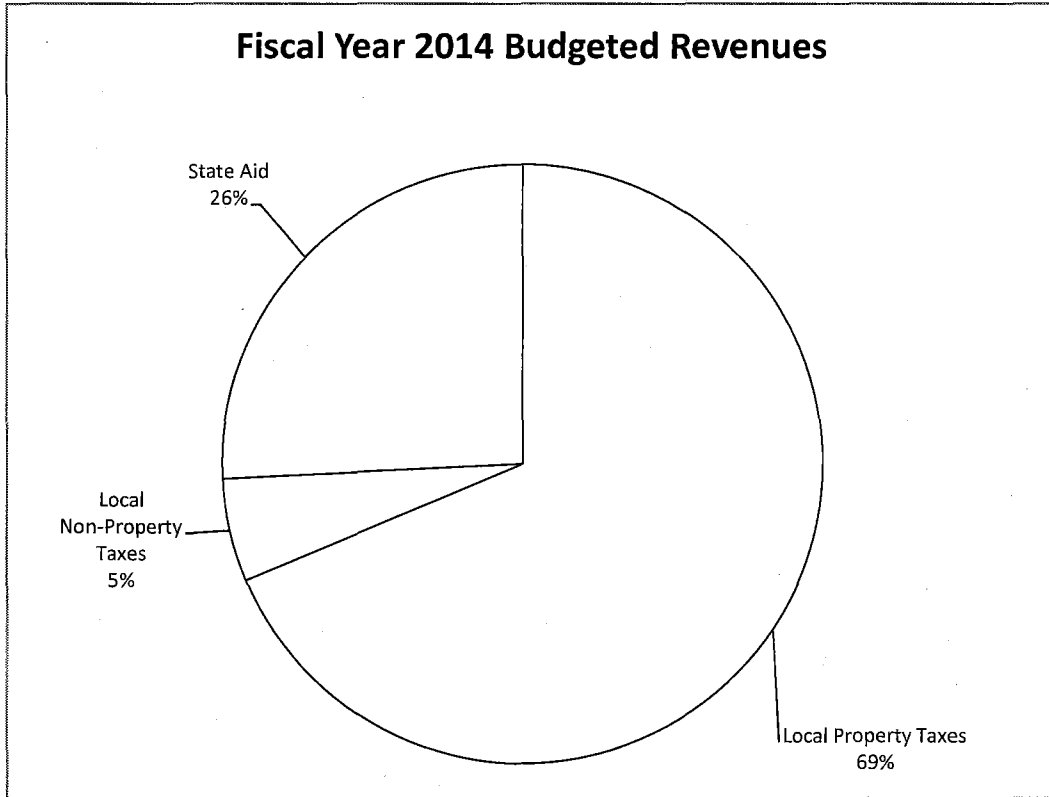
TOWN OF WEST WARWICK
Fiscal Year 2014 Budget Summary

	FY 2011 Actual	FY 2012 Actual	FY 2013		FY 2014		
			Budget	3/31/2013	Department	Manager	Council
Expenses							
1030 Town Manager	193,887	154,971	185,601	182,244	209,610	209,610	209,610
1035 Town Planner	31,579	69,146	89,000	68,026	90,000	88,800	90,000
1050 Town Council	45,936	33,367	41,000	42,176	49,000	41,000	49,000
1060 Town Clerk	253,830	225,822	237,044	187,526	241,623	241,686	241,623
1065 Board of Canvassers	80,670	80,179	91,351	88,781	82,505	92,555	82,505
1070 Legal	296,522	329,310	247,500	199,794	247,500	247,500	247,500
1080 EMA	7,625	7,766	4,750	3,125	5,450	5,450	5,450
1085 Town Sargeant	560	560	700	500	700	700	700
1090 General Government	8,643,106	8,654,695	9,565,770	7,780,129	16,745,566	16,745,566	10,610,322
1100 Finance	306,492	303,939	311,025	244,717	317,924	317,924	317,924
1110 Tax Collector	188,868	192,451	189,369	150,237	193,397	193,397	193,397
1120 Tax Assessor	151,880	152,942	475,671	403,765	151,171	150,494	151,171
1121 Board of Assessment Review	2,095	1,732	1,860	1,175	2,606	1,886	2,606
1200 Police	5,686,811	5,147,279	5,289,845	4,498,285	5,721,585	5,496,270	5,517,270
1210 Fire	6,991,506	6,181,415	6,286,386	5,528,793	6,612,188	6,423,799	6,612,188
1290 Department of Public Works	3,442,215	2,724,197	3,174,204	2,630,138	3,171,636	3,209,274	3,171,636
1291 Recycling	196,631	176,088	208,822	165,597	211,490	213,817	211,490
1292 Town Engineer	91,667	51,002	21,000	14,793	20,000	21,000	20,000
1330 Street Lighting	383,148	357,415	385,000	269,719	385,000	385,000	385,000
1335 Building Official	346,812	356,704	356,341	227,364	354,770	375,420	354,770
1420 Zoning	4,120	3,811	4,550	1,302	5,300	4,550	4,550
1505 Senior Center	175,000	140,000	143,000	143,000	143,000	143,000	153,000
1510 Housing Board	2,085	1,840	1,800	400	700	1,800	1,800
1540 Library	632,001	732,759	632,000	462,242	632,000	632,000	632,000
1660 Parks	231,187	246,975	231,041	192,760	237,947	234,796	242,947
1700 Debt Service	2,686,458	2,652,147	2,645,386	1,986,665	2,914,130	2,914,130	2,914,130
1785 Capital	229,252	313,561	310,645	353,727	1,331,079	310,645	310,645
Total Municipal Expenses	31,301,943	29,292,073	31,130,661	25,826,980	40,077,877	38,702,069	32,733,234
School Transfer - Town	27,387,681	27,387,681	27,387,681	17,776,930.00	30,960,554	30,960,554	30,628,554
School Transfer - State	18,369,914	18,295,084	18,295,084	14,492,420.00	18,300,000	18,300,000	18,300,000
School Revenue Other	2,547,995	1,096,857	1,384,504	109,005.00	1,384,500	1,384,500	1,384,500
Total School Expenses	48,305,590	46,779,622	47,067,269	32,378,355	50,645,054	50,645,054	50,313,054
School Deficit Reduction		1,441,457	1,441,457				
Total All Expenses	79,607,533	77,513,152	79,639,387	58,205,335	90,722,931	89,347,123	83,046,288
Revenues							
Tax Collections	50,126,326	50,915,094	52,072,677	43,419,233	54,938,881	54,938,881	54,725,028
State aid - schools	18,369,914	18,267,435	18,295,084	12,983,221	21,489,984	21,489,984	18,300,000
State aid - town	5,550,887	2,881,740	2,893,833	1,696,509	1,886,500	1,886,500	3,064,840
Other	5,515,907	6,134,723	6,377,793	2,314,324	2,147,775	2,147,775	6,956,420
Total Revenues	79,563,034	78,198,992	79,639,387	60,413,287	80,463,140	80,463,140	83,046,288
Surplus (Deficit)	(44,499)	685,840	-	2,207,952	(10,259,791)	(8,883,983)	-

TOWN OF WEST WARWICK
Fiscal Year 2014 Budgeted Revenues

Major Categories

Local Property Taxes	56,994,028
Local Non-Property Taxes	4,617,420
State Aid	21,434,840
	<u>83,046,288</u>

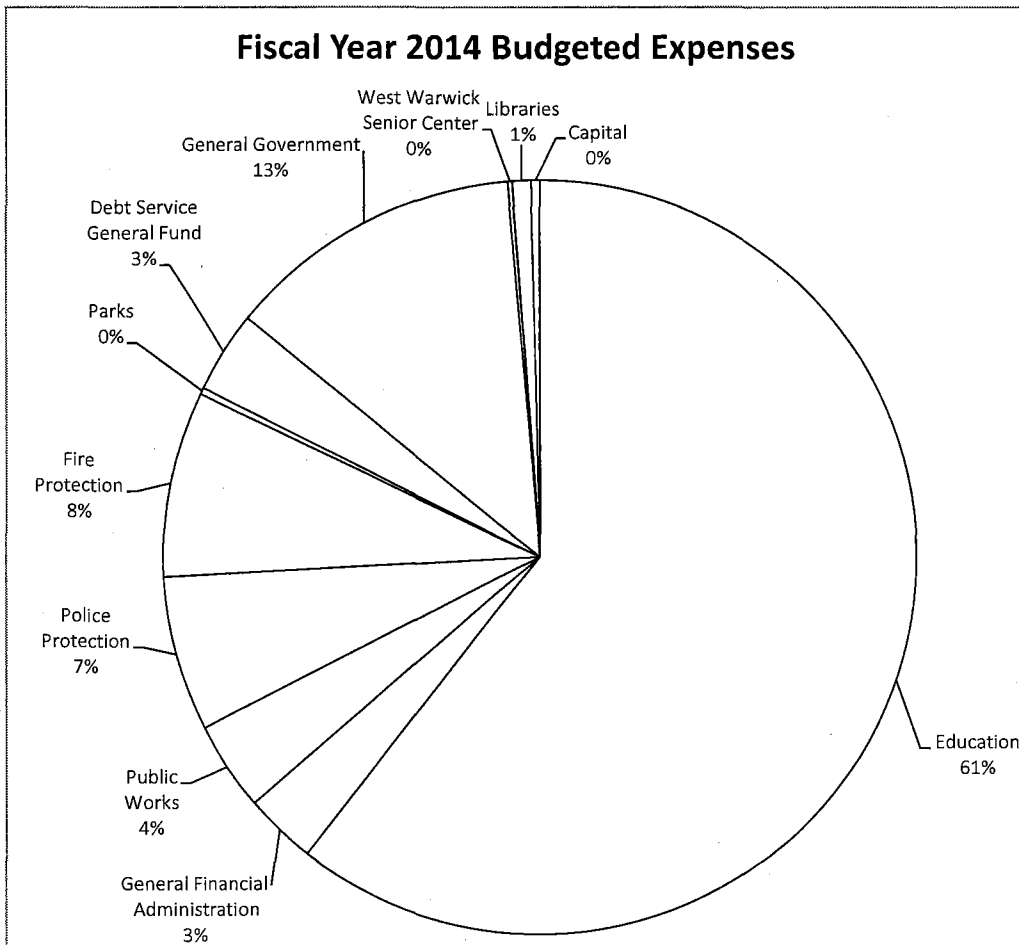


TOWN OF WEST WARWICK

Fiscal Year 2014 Budgeted Expenses

Major Categories

Education	50,313,054
General Financial Administration	2,569,096
Public Works	3,171,636
Police Protection	5,517,270
Fire Protection	6,612,188
Parks	242,947
Debt Service General Fund	2,914,130
General Government	10,610,322
West Warwick Senior Center	153,000
Libraries	632,000
Capital	310,645
	83,046,288



TOWN OF WEST WARWICK
Fiscal Year 2014 Budgeted Revenues

Account Description	FY 2011	FY 2012		FY 2013	FY 2014	
	Actual	Budget	Actual	Budget	Manager	Council
Current Tax Collections	50,126,326	50,197,101	50,915,094	52,072,677	52,937,880	54,725,028
Prior Year Taxes	1,247,297	1,575,000	1,688,919	1,575,000	1,575,000	2,269,000
Prior Year Property Tax Interest	539,400	450,000	497,815	450,000	450,000	450,000
Investment Income	72,628	50,000	15,270	30,000	5,000	5,000
Town Clerk	457,016	500,000	508,068	500,000	500,000	600,000
Building Official	164,134	200,000	175,785	200,000	214,000	216,000
School Housing Aid	948,292	982,019	992,272	982,019	982,000	982,000
Telephone (Corp) Tax	320,280	320,280	679,868	328,554	351,310	351,310
Meals Tax	314,208	328,640	228,005	350,411	329,930	329,930
Hotel Tax	125,427	125,000	86,919	128,000	92,830	92,830
Incentive Aid	-	-	-	-	277,610	277,610
Distressed Comm	925,500	900,192	894,406	817,916	817,900	817,900
Library Construction Aid	73,313	68,000	68,519	63,000	70,000	70,000
Motor Vehicle	2,917,180	223,933	-	223,933	213,260	213,260
School State Aid	18,369,914	18,295,084	18,267,435	18,295,084	18,300,000	18,300,000
Miscellaneous Income	50,059	20,000	9,505	20,000	10,000	10,000
DPW/Recycling Revenues	10,488	7,000	7,407	7,000	7,000	7,000
Planner Revenue & CDBG	3,925	3,000	3,546	3,000	3,000	3,000
Grant Admin Revenues				-	147,770	147,770
Dog Pound Collection				-	3,000	3,000
Police Copy Machine/Misc.				-	3,000	3,000
Police Revenue	105,237	225,000	12,436	225,000	10,000	10,000
Municipal Court	10,000	10,000	10,000	10,000	10,000	10,000
Fire Rescue Fees	923,551	850,000	974,963	850,000	972,000	972,000
Fire Plans Review	15,641	18,000	8,595	18,000	15,000	15,000
Pilot - WW Housing	53,996	43,000	54,196	43,000	45,000	45,000
Tax Assessor Reval/Misc	466	-	138	-	-	-
Road Opening Permit	7,500	6,000	3,600	6,000	6,000	6,000
Field Revenue	12,159	7,500	12,910	7,500	7,500	7,500
Sewer Admin Fees	281,650	311,650	311,650	311,650	311,650	311,650
School Crossing	39,206	35,000	37,129	35,000	35,000	35,000
Civic Center	36,000	36,000	95,500	126,000	126,000	126,000
Royal Mill		50,000	-	-	-	-
EMA Grant		3,750	-	-	-	-
Employee Co-Pay	281,903	575,000	254,538	200,000	250,000	250,000
School - Other	1,130,338	1,384,504	1,384,504	1,384,504	1,384,500	1,384,500
Fund Balance		-		376,139		
Total	79,563,034	77,800,653	78,198,992	79,639,387	80,463,140	83,046,288

TOWN OF WEST WARWICK
Fiscal Year Ending June 30, 2014 Budget

1030 Town Manager

Account	Description	FY 2011 Actual	FY 2012 Actual	FY 2013		FY 2014		
				Budget	3/31/2013	Department	Manager	Council
1030-5110	General Wages	74,114	56,479	58,823	64,650	74,830	74,830	74,830
1030-5120	Department Head Salaries	106,720	69,905	112,000	107,843	120,000	120,000	120,000
1030-5130	Overtime	408	780	-	344	240	240	240
1030-5140	Longevity	2,602	2,668	3,078	3,078	3,080	3,080	3,080
1030-5216	Sick Bonus	400	400	200	400	200	200	200
1030-5300	Supplies & Expenses	3,799	20,703	6,000	5,354	7,280	7,280	7,280
1030-5301	Manager Expense	1,449	720	1,500	-	1,500	1,500	1,500
1030-5340	Publications		-	-	-	-	-	-
1030-5367	Conference/Travel	2,042	2,936	3,000	95	2,000	2,000	2,000
1030-5368	Membership Dues	2,353	380	1,000	480	480	480	480
	Total	193,887	154,971	185,601	182,244	209,610	209,610	209,610

Staffing	
Position	Totals
Town Mgr/Personnel Dir	1
Executive Secretary	1
Personnel Assistant	1
Totals	3

Salaries	198,150
Benefits	200
Operating	8,780
Other	2,480
	209,610

Narrative

The Town Manager is the Chief Administrative Officer of the Town and is responsible for the day-to-day administration of all Town programs and services. The Town Manager provides background information to the Council on policy issues, implements policies established by the Council, ensures the enforcement of all Town ordinances and is responsible for the preparation of the Town budget. The Town Manager also serves as the Town's Personnel Director and all of the activities of the Personnel Department are funded out of this budget activity.

TOWN OF WEST WARWICK
Fiscal Year Ending June 30, 2014 Budget

1035 Town Planner

Account	Description	FY 2011 Actual	FY 2012 Actual	FY 2013		FY 2014		
				Budget	3/31/2013	Department	Manager	Council
1035-5110	General Wages	4,490	1,638	5,000	856	5,000	5,125	5,000
1035-5120	Department Head Salaries	22,531	65,500	69,000	63,787	69,000	70,725	69,000
1035-5190	Board Payroll	1,870	1,190	2,500	2,250	2,500	2,500	2,500
1035-5300	Supplies & Expenses	2,688	818	2,000	738	2,000	1,000	2,000
1035-5340	Publications			600	395	600	600	600
1035-5361	Travel			1,000	-	1,000	1,000	1,000
1035-5369	Training/Conferences			-	-	1,000	2,850	1,000
1035-5670	Consulting			5,000		5,000	5,000	5,000
	Stipend/Vacation			3,900		3,900	-	3,900
	Total	31,579	69,146	89,000	68,026	90,000	88,800	90,000

Staffing	
Position	Totals
Town Planner	1
Totals	1

Salaries	80,400
Benefits	-
Operating	3,600
Other	6,000
	90,000

Narrative

The Town Planner shall be the chief advisor to the Town Manager, the Town Council and the Town Planning Board, on matters pertaining to his or her expertise, and shall upon request provide staff assistance to the zoning board of review to the development commission.

TOWN OF WEST WARWICK
Fiscal Year Ending June 30, 2014 Budget

1050 Town Council

Account	Description	FY 2011 Actual	FY 2012 Actual	FY 2013		FY 2014		
				Budget	3/31/2013	Department	Manager	Council
1050-5190	Board Payroll	23,391	21,350	26,000	20,000	26,000	26,000	26,000
1050-5300	Supplies & Expenses	4,236	2,001	2,000	10,105	7,000	7,000	7,000
1050-7000	Contribution - Non-Profit Org.	12,000	9,000	8,000	9,000	8,000	8,000	8,000
1050-7001	Search Committee	-	1,016	-	-	-	-	-
1050-8000	Equipment/Supplies	6,309	-	5,000	3,071	8,000	-	8,000
	Total	45,936	33,367	41,000	42,176	49,000	41,000	49,000

Staffing	
Position	Totals
Council President	1
Council Vice President	1
Council Members	3
Totals	5

Salaries	26,000
Benefits	-
Operating	15,000
Other	8,000
	49,000

Narrative

The Town Council is composed of five members elected by ward to serve two year terms. The Council serves as the legislative branch of government and is responsible for enacting ordinances, establishing service levels, setting policies, submitting an annual budget to the voters at the Financial Town Meeting and providing for the levy of taxes and other revenues.

TOWN OF WEST WARWICK
Fiscal Year Ending June 30, 2014 Budget

1060 Town Clerk

Account	Description	FY 2011 Actual	FY 2012 Actual	FY 2013		FY 2014		
				Budget	3/31/2013	Department	Manager	Council
1060-5110	General Wages	120,788	115,462	116,811	99,007	119,043	119,732	119,043
1060-5120	Department Head Salaries	72,082	56,717	57,500	38,089	60,000	58,938	60,000
1060-5128	Higher Class Pay	1,363	1,428	2,000	5,317	3,000	2,050	3,000
1060-5130	Overtime	1,753	4,727	2,000	792	2,050	2,050	2,050
1060-5140	Longevity	15,195	6,379	7,333	9,050	7,130	7,516	7,130
1060-5216	Sick Bonus	-	400	400	400	400	400	400
1060-5300	Supplies & Expenses	9,457	13,025	9,000	7,323	10,000	9,000	10,000
1060-5315	Town Clerk Copy Machine	10,610	7,944	12,000	6,148	10,000	12,000	10,000
1060-5656	Land Evidence Records	22,582	19,740	30,000	21,400	30,000	30,000	30,000
	Total	253,830	225,822	237,044	187,526	241,623	241,686	241,623

Staffing	
Position	Totals
Town Clerk	1
Deputy Town Clerk	1
Administrative Clerk	1
Clerk III	2
Totals	5

Salaries	191,223
Benefits	400
Operating	20,000
Other	30,000
	241,623

Narrative

The Town Clerk is appointed by the Town Council and is responsible for preparing the agendas and minutes for the Town Council and serves as the clerk of the Probate Court, clerk of Board of Canvassers, clerk of the Financial Town Meeting and Recorder of Deeds. The Town Clerk's office is responsible for the issuance of Town licenses and permits and the maintenance of all Town records and legal documents.

TOWN OF WEST WARWICK
Fiscal Year Ending June 30, 2014 Budget

1065 Board of Canvassers

Account	Description	FY 2011 Actual	FY 2012 Actual	FY 2013		FY 2014		
				Budget	3/31/2013	Department	Manager	Council
1065-5110	General Wages	29,892	36,914	38,151	34,733	39,105	39,105	39,105
1065-5130	Overtime	10,326	1,794	10,000	14,353	5,000	10,250	5,000
1065-5140	Longevity		-	-	-	-	-	-
1065-5190	Board Payroll	3,300	3,160	2,500	3,800	2,500	2,500	2,500
1065-5216	Sick Bonus	-	200	200	400	400	200	400
1065-5300	Supplies & Expenses	5,346	3,962	5,500	5,242	5,500	5,500	5,500
1065-5400	Election/Other Expenses	31,806	34,149	35,000	30,253	30,000	35,000	30,000
	Total	80,670	80,179	91,351	88,781	82,505	92,555	82,505

Staffing	
Position	Totals
Administrative Clerk	1
Totals	1

Salaries	46,605
Benefits	400
Operating	5,500
Other	30,000
	82,505

Narrative

Under the supervision of the Town Clerk, the Canvass Board is responsible for the administration of all Town wide elections and the vote to approve the budget at the Town Financial Meeting as well as the maintenance of voter records.

TOWN OF WEST WARWICK
Fiscal Year Ending June 30, 2014 Budget

1070 Legal

Account	Description	FY 2011 Actual	FY 2012 Actual	FY 2013		FY 2014		
				Budget	3/31/2013	Department	Manager	Council
1070-5305	Administration Expense	122,848	148,766	125,000	69,100	125,000	125,000	125,000
1070-5390	School Legal Account		4,425	-	-	-	-	-
1070-5452	Legal Settlements	(15,000)	-	-	2,500	-	-	-
1070-5701	Insurance Claims under \$3000	26,148	24,675	15,000	1,520	15,000	15,000	15,000
1070-5702	Probate Judge	7,625	7,625	7,500	6,250	7,500	7,500	7,500
1070-5703	Labor Specialist	97,129	94,163	60,000	82,775	60,000	60,000	60,000
1070-5704	Outside Services	20,352	17,122	10,000	10,545	10,000	10,000	10,000
1070-5710	District Court	13,750	13,750	15,000	12,500	15,000	15,000	15,000
1070-5711	Planning/Zoning	23,383	18,784	15,000	14,604	15,000	15,000	15,000
1070-5712	Station Fire	287	-	-	-	-	-	-
Total		296,522	329,310	247,500	199,794	247,500	247,500	247,500

Staffing	
Position	Totals
Totals	0

Salaries -
Benefits -
Operating 232,500
Other 15,000

247,500

Narrative

This budget activity represents all legal services required by the Town. The Town Solicitor performs all the duties required under Section 1103 of the Town Charter. In addition to the duties of the Town Solicitor this budget activity reflects the cost for special legal counsel as required by the Town. The administration expense line item includes costs for the Town Solicitor.

TOWN OF WEST WARWICK
Fiscal Year Ending June 30, 2014 Budget

1080 EMA

Account	Description	FY 2011 Actual	FY 2012 Actual	FY 2013		FY 2014		
				Budget	3/31/2013	Department	Manager	Council
1080-5120	Department Head Salaries	7,625	7,625	3,750	3,125	4,450	4,450	4,450
1080-5800	EMA Equipment		141	1,000	-	1,000	1,000	1,000
	Total	7,625	7,766	4,750	3,125	5,450	5,450	5,450

Staffing	
Position	Totals
EMA Director	1
Totals	1

Salaries	4,450
Benefits	-
Operating	1,000
Other	-
	5,450

Narrative

Emergency Management Agency has been established to to coordinate matters in emergency situations.

TOWN OF WEST WARWICK
Fiscal Year Ending June 30, 2014 Budget

1090 General Government

Account	Description	FY 2011 Actual	FY 2012 Actual	FY 2013		FY 2014		
				Budget	3/31/2013	Department	Manager	Council
1090-5165	Cafeteria Plan Payments	250,037	37,165	-	43,705	46,000	46,000	46,000
1090-5210	FICA Expense - Employer	1,145,761	1,050,595	1,053,000	955,983	1,079,325	1,079,325	1,079,325
1090-5218	Sell Back	50,715	43,126	100,000	-	100,000	100,000	100,000
1090-5225	Retirement Severance Payments	499,938	217,829	100,000	305,648	100,000	100,000	100,000
1090-5226	Excess Loss	-	-	163,039	-	163,039	163,039	163,039
1090-5227	Dental Insurance	420,590	408,639	497,700	373,497	522,585	522,585	522,585
1090-5228	Health Insurance	4,182,263	4,712,328	4,403,031	3,285,765	4,843,334	4,843,334	4,843,334
1090-5230	Life Insurance	11,938	11,523	17,500	12,540	17,500	17,500	17,500
1090-5235	Insurance Reimbursements	(3,995)	(5,561)	-	(6,168)	-	-	-
1090-5239	Pension Contribution	970,576	1,000,000	2,165,724	1,624,293	6,000,184	6,000,184	1,812,911
1090-5240	OPEB Contribution	-	-	-	-	2,791,360	2,791,360	843,389
1090-5243	ICMA Contribution - Employer	10,069	6,416	8,500	7,363	8,713	8,713	8,713
1090-5250	Workers Compensation	387,624	362,471	350,000	367,557	350,000	350,000	350,000
1090-5335	General Liability Insurance	321,185	334,008	345,000	378,780	345,000	345,000	345,000
1090-5346	Postage	-	-	-	4,921	-	-	-
1090-5350	Negotiation	-	-	-	87,035	-	-	-
1090-5400	Ambulance Expense	123,696	131,620	110,500	-	110,500	110,500	110,500
1090-5403	WW Chamber Of Commerce	4,000	-	-	-	-	-	-
1090-5408	RI League Of Cities & Towns	11,776	11,776	11,776	11,776	11,776	11,776	11,776
1090-5409	Unemployment Expense	106,762	90,384	70,000	25,989	71,750	71,750	71,750
1090-5422	Cash Reserve Fund	-	-	-	-	-	-	-
1090-5426	Pawtuxet River Authority	5,000	5,000	5,000	5,000	5,000	5,000	5,000
1090-5520	Telephone	43,041	45,037	45,000	33,840	45,000	45,000	45,000
1090-5600	FEMA Flood Damage	-	-	-	(4,715)	-	-	-
1090-5605	Computer Services	60,630	76,259	70,000	67,873	70,000	70,000	70,000
1090-5610	Nyhart	-	-	-	135,237	-	-	-
1090-5901	Advertising	41,500	35,091	40,000	34,942	40,000	40,000	40,000
1090-5935	Bank/Misc Charges	-	80,989	-	14,099	14,500	14,500	14,500
1090-5530	Annual AV Fees	-	-	10,000	9,380	10,000	10,000	10,000
1090-5670	Consulting	-	-	-	5,789	-	-	-
	Total	8,643,106	8,654,695	9,565,770	7,780,129	16,745,566	16,745,566	10,610,322

Narrative

This budget activity represents line items that are not specific to any particular department, but rather to the Town as a whole.
The biggest portion of this budget is for health Insurance.

TOWN OF WEST WARWICK
Fiscal Year Ending June 30, 2014 Budget

1100 Finance

Account	Description	FY 2011 Actual	FY 2012 Actual	FY 2013		FY 2014		
				Budget	3/31/2013	Department	Manager	Council
1100-5110	General Wages	110,913	110,302	110,203	83,272	112,958	112,958	112,958
1100-5120	Department Head Salaries	91,206	91,708	91,357	72,737	93,641	93,641	93,641
1100-5123	Part Time	7,756	7,215	8,000	8,096	8,200	8,200	8,200
1100-5128	Higher Class Pay	4,728	6,791	5,400	6,377	5,535	5,535	5,535
1100-5130	Overtime	10,319	8,589	9,000	6,250	9,225	9,225	9,225
1100-5140	Longevity	12,275	13,101	14,015	7,354	14,365	14,365	14,365
1100-5216	Sick Bonus	400	400	800	400	800	800	800
1100-5300	Supplies & Expenses	9,007	6,367	10,000	7,659	10,000	10,000	10,000
1100-5369	Training/Conferences	1,638	386	2,250	300	2,250	2,250	2,250
1100-5601	Annual Audit	20,250	21,080	22,000	28,150	22,000	22,000	22,000
1100-5602	IT Consultant	38,000	38,000	38,000	24,122	38,950	38,950	38,950
	Total	306,492	303,939	311,025	244,717	317,924	317,924	317,924

Staffing	
Position	Totals
Finance Director	1
Deputy Finance Director	1
Lead Clerk	1
Clerk III	1
MIS Consultant	0.5
Accountant - part time	0.2
Totals	4.7

Salaries 282,874
 Benefits 800
 Operating 12,250
 Other 22,000

317,924

Narrative

This budget activity reflects all costs associated with the operation of the Finance Department. This department is responsible for the supervision and direction of all matters pertaining to the financial operation of the Town, including but not limited to, accounting and budgeting, control of expenditures, assessment and collection of taxes and administration of trust funds and such other duties as shall be required by charter, ordinance or state law.

TOWN OF WEST WARWICK
Fiscal Year Ending June 30, 2014 Budget

1110 Tax Collector

Account	Description	FY 2011 Actual	FY 2012 Actual	FY 2013		FY 2014		
				Budget	3/31/2013	Department	Manager	Council
1110-5110	General Wages	126,581	136,043	135,216	118,937	138,596	138,596	138,596
1110-5123	Part Time		-	-	-	-	-	-
1110-5128	Higher Class Pay	3,623	4,868	5,120	7,470	5,248	5,248	5,248
1110-5130	Overtime	18,945	15,652	12,000	17,602	12,300	12,300	12,300
1110-5140	Longevity	8,113	8,789	8,789	8,980	9,009	9,009	9,009
1110-5216	Sick Bonus	200	200	400	200	400	400	400
1110-5300	Supplies & Expenses	10,156	11,471	10,860	(8,960)	10,860	10,860	10,860
1110-5346	Postage	17,275	12,173	11,529	1,853	11,529	11,529	11,529
1110-5368	Membership Dues	-	-	-	30			
1110-5605	Computer Services	3,975	3,255	5,455	4,125	5,455	5,455	5,455
	Total	188,868	192,451	189,369	150,237	193,397	193,397	193,397

Staffing	
Position	Totals
Deputy Tax Collector	1
Administrative Clerk	1
Clerk III	1.5
Part time	0.2
Totals	3.7

Salaries	165,153
Benefits	400
Operating	16,315
Other	11,529
	193,397

Narrative

The Tax Collector is responsible for the collection of all taxes, sewer use charges and assessments for the Town of West Warwick. This office posts to the system payments received by four local banks, mailed-in payments, online payments, credit card payments, and payments made in person at the counter. The Tax Collector's Office generates the bills for tax and sewer receivables.

TOWN OF WEST WARWICK
Fiscal Year Ending June 30, 2014 Budget

1120 Tax Assessor

Account	Description	FY 2011 Actual	FY 2012 Actual	FY 2013		FY 2014		
				Budget	3/31/2013	Department	Manager	Council
1120-5110	General Wages	40,199	41,138	39,840	35,624	40,832	40,836	40,832
1120-5120	Department Head Salaries	67,056	67,372	67,115	60,019	68,793	68,793	68,793
1120-5128	Higher Class Pay	6,390	5,508	4,197	2,728	4,304	4,302	4,304
1120-5130	Overtime	519	625	400	-	400	410	400
1120-5140	Longevity	8,808	9,364	9,364	9,364	9,597	9,598	9,597
1120-5216	Sick Bonus	400	400	400	-	400	200	400
1120-5300	Supplies & Expenses	7,668	6,558	7,655	6,350	7,160	7,655	7,160
1120-5605	Computer Services	10,568	11,705	8,300	8,300	9,025	8,300	9,025
1120-5645	Professional Services	10,272	10,272	10,400	8,320	10,660	10,400	10,660
1120-5665	Reevaluation Expense			328,000	273,060	-	-	-
	Total	151,880	152,942	475,671	403,765	151,171	150,494	151,171

Staffing	
Position	Totals
Tax Assessor	1
Deputy Tax Assessor	1
Personal Property Appraiser	0.25
Clerk III	0
Totals	2.25

Salaries	123,926
Benefits	400
Operating	26,845
Other	-
	151,171

Narrative

The Assessor's office is responsible for the fixing of value on all real estate and personal property in the Town for the purpose of taxation. This department is required to prepare the Town's tax rolls, tax maps, state and local exemptions and establish an equitable system for assessing all classes and kinds of property. The Assessor's office is also responsible for the preparation of the Town's excise roll.

TOWN OF WEST WARWICK
Fiscal Year Ending June 30, 2014 Budget

1121 Board of Assessment Review

Account	Description	FY 2011 Actual	FY 2012 Actual	FY 2013		FY 2014		
				Budget	3/31/2013	Department	Manager	Council
1121-5110	General Wages	1,034	1,034	1,030	891	1,056	1,056	1,056
1121-5190	Board Payroll	930	540	630	270	1,350	630	1,350
1121-5300	Supplies & Expenses	131	158	200	14	200	200	200
Total		2,095	1,732	1,860	1,175	2,606	1,886	2,606

Staffing	
Position	Totals
Board Members	3
Totals	3

Salaries	2,406
Benefits	-
Operating	200
Other	-
	2,606

Narrative

The Board of Assessment Review is a three member panel that is appointed by the Town Council. The Board of Assessment Review hears approximately 120 appeals a year. The board has the authority to change any assessment and place a value on the property based upon evidence presented during the appeal process.

TOWN OF WEST WARWICK
Fiscal Year Ending June 30, 2014 Budget

1200 Police

Account	Description	FY 2011 Actual	FY 2012 Actual	FY 2013		FY 2014		
				Budget	3/31/2013	Department	Manager	Council
1200-5100	Salaries	2,900,687	2,758,087	2,817,699	2,288,916	3,027,663	2,888,141	2,888,141
1200-5110	General Wages	224,919	207,647	205,291	178,762	221,418	210,423	221,423
1200-5115	Crossing Guards	30,239	32,490	39,206	(12,014)	39,206	40,186	40,186
1200-5120	Department Head Salaries	84,485	85,905	85,576	74,080	87,715	87,715	87,715
1200-5127	Shift Differential Pay	22,793	21,705	23,000	18,368	23,000	23,575	23,575
1200-5128	Higher Class Pay	3,947	5,126	5,000	4,147	5,000	5,125	5,125
1200-5130	Overtime	881,509	674,957	650,000	632,752	660,000	666,250	666,250
1200-5133	SRO Officer	116,812	53,035	109,438	91,547	112,174	112,174	112,174
1200-5136	Civilian Dispatcher	224,581	257,653	255,637	204,843	261,352	262,028	262,028
1200-5140	Longevity	266,722	246,404	245,408	234,798	246,759	251,543	251,543
1200-5150	Holiday	288,831	103,840	210,000	153,299	312,000	300,000	300,000
1200-5155	Civilian Holiday	13,136	17,907	19,000	21,223	25,000	19,475	19,475
1200-5161	Sick/Vacation Buy Back	62,778	93,793	57,000	66,976	65,000	58,425	58,425
1200-5216	Sick Bonus	11,200	10,400	13,000	10,600	13,000	13,000	13,000
1200-5230	Insurance	23,600	20,800	22,000	20,150	22,000	24,000	24,000
1200-5260	Education	33,213	45,124	30,000	42,400	45,000	30,000	30,000
1200-5300	Supplies & Expenses	23,294	24,669	26,000	24,234	26,000	26,000	26,000
1200-5304	Prisoner Food	112	71	750	186	750	750	750
1200-5306	Police Copy Machine Expense	7,203	6,709	8,000	6,470	8,000	8,000	8,000
1200-5310	Clothing Allowance	102,293	97,404	96,250	97,882	103,250	96,250	96,250
1200-5311	Bullet Proof Vests	8,496	5,805	5,000	-	5,000	5,000	5,000
1200-5313	Utilities	20,912	22,557	26,000	18,974	26,000	26,000	26,000
1200-5317	Ammunition	5,468	7,944	8,000	7,102	10,000	8,000	8,000
1200-5321	Janitorial Supplies	4,288	3,924	4,000	3,990	4,500	4,000	4,000
1200-5322	AG's Fingerprint Cards	731	1,614	2,500	2,424	2,500	2,500	2,500
1200-5421	Dog Pound Supplies	7,662	8,801	8,000	7,048	8,000	8,000	8,000
1200-5450	Training	17,008	17,548	17,500	13,087	21,000	17,500	32,500
1200-5451	Communications	18,972	23,241	25,700	25,291	25,700	25,700	25,700
1200-5452	Wellness	19,050	21,150	23,500	22,450	25,000	23,500	23,500
1200-5453	Preventive Care	4,800	4,800	4,800	4,800	5,208	4,800	4,800
1200-5470	Youth Center Expenses	13,791	9,696	-	8,602	10,000	-	10,000
1200-5473	BCI Evidence Prod & Film	2,587	2,520	2,800	2,674	2,800	2,800	2,800
1200-5474	Community Policing	4,312	4,028	7,000	5,661	7,000	7,000	7,000
1200-5475	Special Investigation Unit	5,240	4,800	5,000	4,800	5,000	5,000	5,000
1200-5505	Petroleum	108,571	111,858	90,000	96,324	112,000	90,000	90,000
1200-5550	Fleet Maintenance	87,269	73,731	60,000	53,923	75,000	60,000	60,000
1200-5600	Police Accreditation	35,300	-	2,000	-	2,900	2,000	2,000
1200-5605	Computer Services	-	59,536	64,790	57,034	65,690	66,410	66,410
1200-5670	Consulting Services	-	-	-	4,522	-	-	-
1200-5725	Vending Income / Expenses	-	-	-	(20)	-	-	-
1200-5700	Police Academy	-	-	15,000	-	4,000	15,000	-
	Total	5,686,811	5,147,279	5,289,845	4,498,285	5,721,585	5,496,270	5,517,270

Staffing	
Position	Totals
Police Chief	1
Majors	2
Captains	4
Lieutenants	4
Sergeants	8
Detectives	12
Patrol Officers	22
Traffic Unit	0
Civilian Dispatchers	6
Civilian Dispatchers - Part Time	2
Maintenance	1
Secretary	1
Records Clerk	1
Administrative Assistant	1
Animal Control	1
Animal Control Assistant	0.5

Salaries	4,936,060
Benefits	67,000
Operating	490,710
Other	23,500
	5,517,270

School Resource Officers	2
Mis Director	0
Totals	68.5

Not Budgeted

Patrol Officers in Abeyance	0
Traffic Unit - Paid out of Munipal Ct	0

Totals	68.5
---------------	-------------

Narrative

This budget activity represents all costs associated to support those essential services required by the Police Department. These services include the enforcement of state laws and local ordinances, traffic safety and enforcement, criminal investigation and covert criminal apprehension operation, community policing, communications services and physical plant maintenance.

TOWN OF WEST WARWICK
Fiscal Year Ending June 30, 2014 Budget

1210 Fire

Account	Description	FY 2011 Actual	FY 2012 Actual	FY 2013		FY 2014		
				Budget	3/31/2013	Department	Manager	Council
1210-5100	Salaries	3,392,946	3,350,485	3,445,953	2,953,427	3,549,346	3,532,102	3,549,346
1210-5110	General Wages	79,352	68,270	79,493	69,659	81,481	81,480	81,481
1210-5120	Department Head Salaries	83,999	84,446	85,576	74,060	87,716	87,715	87,716
1210-5128	Higher Class Pay	18,199	8,127	12,000	7,846	12,000	12,300	12,000
1210-5130	Overtime	1,611,548	1,113,166	875,000	923,503	940,000	896,875	940,000
1210-5136	Civilian Dispatchers	143,868	144,978	144,421	124,387	148,032	148,040	148,032
1210-5140	Longevity	280,642	240,849	253,233	253,232	257,037	259,564	257,037
1210-5150	Holiday	288,677	145,970	282,341	160,422	342,200	289,400	342,200
1210-5160	Sick/Vacation Buyback	38,122	1,418	33,054	1,302	28,000	33,880	28,000
1210-5170	EMT Pay	227,947	246,828	251,912	215,019	258,199	258,210	258,199
1210-5230	Insurance	27,600	28,800	28,800	28,000	28,800	28,800	28,800
1210-5260	Education	25,000	25,000	25,000	24,884	25,000	25,500	25,000
1210-5265	EMT Recertification		7,000	11,500	-	-	11,500	-
1210-5270	EMS Fixed Expenses	5,803	6,933	8,860	5,177	8,860	-	8,860
1210-5300	Supplies & Expenses	44,943	47,425	50,000	32,831	50,000	50,000	50,000
1210-5301	Training	4,800	12,181	7,500	6,358	30,500	16,360	30,500
1210-5302	Major Needs	4,330	4,242	6,000	5,990	6,000	6,000	6,000
1210-5303	Turn Out Gear	5,616	33,750	11,570	1,388	19,065	11,900	19,065
1210-5310	Clothing Allowance	113,766	2,000	65,650	65,650	122,600	65,650	122,600
1210-5313	Utilities	26,568	25,288	26,000	23,623	26,500	26,000	26,500
1210-5420	Traffic Signs	1,016	1,901	1,500	751	1,500	1,500	1,500
1210-5432	Hydrants	369,666	370,085	375,693	370,085	375,693	375,693	375,693
1210-5434	Alarm/Radio/Computer	19,049	22,760	31,550	25,845	29,089	31,550	29,089
1210-5435	Ambulance Services	32,604	36,000	36,000	29,125	36,000	36,000	36,000
1210-5436	Dawson Expenses	22,166	-	-	-	-	-	-
1210-5450	Scba/Meters Maint.	2,996	4,488	23,780	23,399	22,570	23,780	22,570
1210-5505	Petroleum	58,331	73,454	58,000	62,698	70,000	58,000	70,000
1210-5550	Fleet Maintenance	61,730	75,571	56,000	40,132	56,000	56,000	56,000
1210-5899	Meds Grant	222	-	-	-	-	-	-
	Total	6,991,506	6,181,415	6,286,386	5,528,793	6,612,188	6,423,799	6,612,188

Staffing	
Position	Totals
Fire Chief	1
Deputy Fire Chief	
Director of Communications	1
Assistant Director of Communications	1
Administrative Assistant	1
Assistant Clerk	1
Battalion Chiefs	4
Fire Marshal	1
Assistant Fire Marshal	1
Captains	4
Lieutenants	16
Privates	36
Dispatchers	4
Technician/Dispatcher	1
Fire Prevention Inspector	1
Totals	73

Salaries 5,704,011
 Benefits 53,800
 Operating 854,377
 Other 0
 6,612,188

Narrative

This budget activity represents all costs associated to support those essential services required by the Fire Department. These services include emergency response from four stations, emergency medical services to transport sick and injured persons, fire inspection/investigation and educational programs designed to prevent fires.

TOWN OF WEST WARWICK
Fiscal Year Ending June 30, 2014 Budget

1290 Department of Public Works

Account	Description	FY 2011 Actual	FY 2012 Actual	FY 2013		FY 2014		
				Budget	3/31/2013	Department	Manager	Council
1290-5110	General Wages	1,128,640	757,721	974,752	723,359	941,648	999,121	941,648
1290-5118	Mechanics Salary	236,811	246,750	190,199	217,479	195,775	194,954	195,775
1290-5119	Mechanics Overtime	20,572	13,399	20,000	18,143	20,000	20,500	20,000
1290-5120	Department Head Salaries	39,174	-	5,000	-	-	5,125	-
1290-5128	Higher Class Pay	14,263	10,842	10,000	7,516	10,000	10,250	10,000
1290-5130	Overtime	182,938	69,949	120,000	94,914	100,000	123,000	100,000
1290-5140	Longevity	109,840	79,830	82,855	76,294	91,961	84,926	91,961
1290-5216	Sick Bonus	2,800	3,000	2,400	2,600	2,400	2,400	2,400
1290-5300	Supplies & Expenses	74,117	77,773	80,000	73,195	80,000	80,000	80,000
1290-5302	Major Needs - Winter	170,588	73,833	175,000	104,594	175,000	205,000	175,000
1290-5307	Clothing	13,162	10,726	13,000	12,377	13,000	13,000	13,000
1290-5420	Traffic Signs	7,396	2,397	4,000	2,449	4,000	4,000	4,000
1290-5460	Solid Waste	443,134	396,727	350,000	241,640	350,000	350,000	350,000
1290-5505	Petroleum	129,162	116,276	105,000	211,422	105,000	105,000	105,000
1290-5550	Fleet Maintenance	199,509	131,542	180,000	130,142	180,000	80,000	180,000
1290-5563	Fleet Maintenance General Government	4,269	7,043	3,500	3,457	4,000	3,500	4,000
1290-5600	FEMA Flood Damage	16,759	-	-	-	-	50,000	-
1290-5604	Rubbish Contract	486,749	594,972	658,498	562,961	698,852	678,498	698,852
1290-5606	Storm Services	50,428	1,047	50,000	27,040	50,000	50,000	50,000
1290-5607	Construction & Drainage	101,954	97,357	100,000	98,648	100,000	100,000	100,000
1290-5708	Pavement Marking	-	11,123	30,000	10,458	30,000	30,000	30,000
1290-5709	Contract Tree Trim	10,150	21,890	20,000	11,450	20,000	20,000	20,000
			-	-	-	-	-	-
	Total	3,442,215	2,724,197	3,174,204	2,630,138	3,171,636	3,209,274	3,171,636

Staffing	
Position	Totals
Director	0
Asst. Director	1
Asst. Dir - Fleet Maintenance	0
Secretary	1
Foreman - Highway	1
Driver - Highway	6
Laborer - Highway	10.5
Mason - Highway	1
Equipment Operator - Highway	1
Driver - Sanitation	0
Laborer - Sanitation	0
Mechanic	3
Lead Mechanic	1
Totals	25.5

Salaries	1,359,384
Benefits	2,400
Operating	1,111,000
Other	698,852
	3,171,636

Narrative

This budget activity reflects all costs associated with the Town's Public Services Department. The primary responsibility of this department is to maintain the Town's 94 miles of streets and roads, provide trash collection services to the town's residences and also to provide for the maintenance and upkeep of the Town's fleet.

TOWN OF WEST WARWICK
Fiscal Year Ending June 30, 2014 Budget

1291 Recycling

Account	Description	FY 2011 Actual	FY 2012 Actual	FY 2013		FY 2014		
				Budget	3/31/2013	Department	Manager	Council
1291-5110	General Wages	173,958	151,962	172,328	140,076	176,530	176,636	176,530
1291-5123	Recycling Coordinator		-	-	-	-	-	-
1291-5130	Overtime	10,499	11,238	15,000	13,793	15,000	15,375	15,000
1291-5140	Longevity	10,080	11,228	12,494	8,766	13,460	12,806	13,460
1291-5300	Supplies & Expenses	2,094	1,660	9,000	2,962	6,500	9,000	6,500
	Total	196,631	176,088	208,822	165,597	211,490	213,817	211,490

Staffing	
Position	Totals
Coordinator	0
Driver/Collector	4
Totals	4

Salaries	204,990
Benefits	0
Operating	6,500
Other	0
	211,490

Narrative

Under State Law, the Town of West Warwick is required to provide curbside recycling to its residents. This budget activity reflects the costs associated with this state mandate. Presently, the Town offers once a week curbside collection of recyclables requiring three recycling trucks.

TOWN OF WEST WARWICK
Fiscal Year Ending June 30, 2014 Budget

1292 Town Engineer

Account	Description	FY 2011 Actual	FY 2012 Actual	FY 2013		FY 2014		
				Budget	3/31/2013	Department	Manager	Council
1292-5110	General Wages		-	-	-	-	-	-
1292-5120	Department Head Salaries		-	-	-	-	-	-
1292-5300	Supplies & Expenses	2,431	1,234	2,500	183	500	2,500	500
1292-5313	Utilities - Elec For Gas Station	1,206	1,415	500	941	1,500	500	1,500
1292-5670	Consulting Engineer Services	88,030	44,743	15,000	10,669	15,000	15,000	15,000
1292-5324	GIS Maintenance		3,610	3,000	3,000	3,000	3,000	3,000
	Total	91,667	51,002	21,000	14,793	20,000	21,000	20,000

Staffing	
Position	Totals
Town Engineer	0
Engineer Technician	0
GIS Technician - PT	0.5
Totals	0.5

Salaries	0
Benefits	0
Operating	17,000
Other	3,000
	20,000

Narrative

This budget activity represents all costs associated to support those essential services required by the Town Engineer. The primary responsibility is to review all proposed changes (plans) to include but not limited to lots, buildings and sub divisions. Also to prioritize and supervise the road constructions projects.

TOWN OF WEST WARWICK
Fiscal Year Ending June 30, 2014 Budget

1330 Street Lighting

Account	Description	FY 2011 Actual	FY 2012 Actual	FY 2013		FY 2014		
				Budget	3/31/2013	Department	Manager	Council
1330-5540	Street Lighting	383,148	357,415	385,000	269,719	385,000	385,000	385,000
			-	-	-			-
	Total	383,148	357,415	385,000	269,719	385,000	385,000	385,000

Other 385,000
385,000

Narrative

This budget activity reflects the charges for the traffic lights and all street lighting throughout the community. This also includes \$1,000 for town owned light repairs due to vandalism and component maintenance, and a \$2,000 fee which is offset by electric usage savings. This activity is managed by the Director of Public Works/Town Engineer.

TOWN OF WEST WARWICK
Fiscal Year Ending June 30, 2014 Budget

1335 Building Official

Account	Description	FY 2011 Actual	FY 2012 Actual	FY 2013		FY 2014		
				Budget	3/31/2013	Department	Manager	Council
1335-5104	Minimum Housing Inspector	24,556	29,017	25,207	(8,378)	35,000	39,837	35,000
1335-5110	General Wages	34,637	38,972	38,821	34,716	39,794	39,792	39,794
1335-5112	Electrical Inspector	36,408	36,134	35,000	33,865	35,000	35,875	35,000
1335-5113	Plumb/Mech/Inspector	11,317	16,200	24,000	13,986	24,000	24,600	24,000
1335-5120	Department Head Salaries	63,314	67,026	71,276	59,136	71,276	73,058	71,276
1335-5123	Temporary Employees	-	-	-	2,150	-	-	-
1335-5130	Overtime	2,599	2,816	3,000	2,170	2,500	3,075	2,500
1335-5131	Janitorial Wages	32,912	151	-	-	-	-	-
1335-5140	Longevity	6,868	6,972	5,837	4,317	2,600	5,983	2,600
1335-5216	Sick Bonus	200	400	400	400	400	400	400
1335-5300	Supplies & Expenses	22,315	22,711	19,000	10,326	15,000	19,000	15,000
1335-5330	Maintenance Expense	3,475	11,388	10,000	2,836	6,000	10,000	6,000
1335-5333	Building Maint Electric	5,589	3,930	3,800	3,386	3,800	3,800	3,800
1335-5334	Building Maint Mechanical	10,235	18,223	4,200	5,181	4,200	4,200	4,200
1335-5341	Building Maint Plumbing	370	2,386	4,000	1,558	4,000	4,000	4,000
1335-5349	Building Maint Custodial	3,344	2,787	5,500	2,151	5,500	5,500	5,500
1335-5351	Building Maint Electric Bill	47,806	40,231	42,000	27,346	40,000	42,000	40,000
1335-5352	Building Maint Water Bill	2,144	3,675	3,100	2,090	3,100	3,100	3,100
1335-5353	Building Maint Sewer Bill	1,484	1,585	3,200	1,636	2,000	3,200	2,000
1335-5358	Building Maint Propane	1,521	-	-	-	-	-	-
1335-5359	Res Property Maintenance	6,309	2,588	4,000	1,234	4,000	4,000	4,000
1335-5369	Training/Travel	735	2,240	3,000	2,039	4,000	3,000	4,000
1335-5480	Building Condemnation Fund	3,999	1,945	10,000	3,503	10,000	10,000	10,000
1335-5500	Heat And Oil	20,780	43,004	30,000	15,575	30,000	30,000	30,000
1335-5505	Petroleum	3,713	2,323	4,000	2,250	4,000	4,000	4,000
1335-5605	Computer Expense	182	-	7,000	7,142	8,600	7,000	8,600
1335-5999	Transfer Out				(3,251)			
	Total	346,812	356,704	356,341	227,364	354,770	375,420	354,770

Staffing	
Position	Totals
Building Official	1
Building Inspector	
Minimum Housing Inspector	1
Administrative Clerk	1
Clerk III	0
Maintenance Person	1
Electrical Inspector	0.5
Plumbing/Mech'l Inspector	0.5
Totals	5

Salaries 210,170
Benefits 400
Operating 135,600
Other 8,600

354,770

Narrative

The Building & Zoning & Minimum Housing Department is responsible for the permitting process, inspections and enforcement of all codes and ordinances relating to construction and building maintenance, housing and zoning. This office is responsible for the research and issuance of a zoning certificate for all property located within the town limits. In addition, this budget includes preventative maintenance and repairs for heating, air conditioning, emergency generator, chair lift, electrical and plumbing needs for municipal complex. This department is responsible for heating, electricity, water, gas, sewer and some custodial supplies for the municipal complex.

TOWN OF WEST WARWICK
Fiscal Year Ending June 30, 2014 Budget

1420 Zoning

Account	Description	FY 2011 Actual	FY 2012 Actual	FY 2013		FY 2014		
				Budget	3/31/2013	Department	Manager	Council
1420-5190	Board Payroll	2,720	2,718	2,750	669	3,000	2,750	2,750
1420-5300	Supplies & Expenses		93	300	233	300	300	300
1420-5645	Professional Services	1,400	1,000	1,500	400	2,000	1,500	1,500
	Total	4,120	3,811	4,550	1,302	5,300	4,550	4,550

Staffing	
Position	Totals
BOARD MEMBERS	5
Totals	5

Salaries	2,750
Benefits	0
Operating	300
Other	1,500
	4,550

Narrative

The Zoning Board of Review is a five member appeal board which considers requests for variances to the zoning ordinance and makes rulings regarding non-conforming uses and non-conforming structures. The Board considers approximately 20 cases annually.

TOWN OF WEST WARWICK
Fiscal Year Ending June 30, 2014 Budget

1505 Senior Center

Account	Description	FY 2011 Actual	FY 2012 Actual	FY 2013		FY 2014		
				Budget	3/31/2013	Department	Manager	Council
1505-7003	WW Senior Center	175,000	140,000	143,000	143,000	143,000	143,000	153,000
		-	-	-	-			
	Total	175,000	140,000	143,000	143,000	143,000	143,000	153,000

Staffing	
Position	Totals
Totals	0

Narrative
 ** This is the pension contribution that the Senior Center has to make for its employees that are in the Town's pension plan. This budget activity reflects the annual contribution to the West Warwick Senior Center to assist in its operation for both Senior Services and Human Services. It should be noted that the Town contracts out to the West Warwick Senior Center the responsibilities of Human Services Director utilizing some additional CDBG funds.

TOWN OF WEST WARWICK
Fiscal Year Ending June 30, 2014 Budget

1510 Housing Board

Account	Description	FY 2011 Actual	FY 2012 Actual	FY 2013		FY 2014		
				Budget	3/31/2013	Department	Manager	Council
1510-5138	Tenant Affairs	-	-	300	-	700	-	-
1510-5190	Board Payroll	2,085	1,840	1,500	400	-	1,800	1,800
	Total	2,085	1,840	1,800	400	700	1,800	1,800

Staffing	
Position	Totals
Housing Board Members	5
Tenant Affairs Board Members	7
Totals	12

Narrative

This budget activity was previously included with the Human Services budget. A separate budget has been created since the West Warwick Housing Authority Board operates independently of the Senior Center and therefore should be reflected as such. This five member board is responsible for overseeing housing for the elderly.

TOWN OF WEST WARWICK
Fiscal Year Ending June 30, 2014 Budget

1540 Library

Account	Description	FY 2011 Actual	FY 2012 Actual	FY 2013		FY 2014		
				Budget	3/31/2013	Department	Manager	Council
1540-5100	Salaries	398,267	281,104	334,115	254,109	327,710	327,710	327,710
1540-5120	Department Head Salary	54,246	40,000	51,245	48,416	57,410	57,410	57,410
1540-5140	Longevity	26,300	16,259	11,373	10,725	14,420	14,420	14,420
1540-5210	FICA Expense	35,262	27,000	28,270	14,226	28,590	28,590	28,590
1540-5216	Sick Bonus	1,800	1,200	3,000	600	-	-	-
1540-5220	Medical	60,277	27,749	32,946	15,611	50,020	50,020	50,020
1540-5240	Pension	50,000	50,000	50,000	15,884	50,000	50,000	50,000
1540-5300	General Office Expense	2,682	5,406	-	-	-	-	-
1540-5409	Unemployment	-	3,000	-	12,210	-	-	-
1540-5481	Books	6,979	19,667	21,466	1,676	2,940	2,940	2,940
1540-5482	Periodicals	-	250	-	-	-	-	-
1540-5483	AV	2,029	505	-	-	-	-	-
1540-5485	Programs And Services	1,869	-	-	-	-	-	-
1540-5487	Book Processing Expense	2,536	2,777	-	-	-	-	-
1540-5490	OSL Membership	10,000	28,836	20,000	19,990	26,670	26,670	26,670
1540-5491	Computer Equipment	837	-	-	-	-	-	-
1540-5492	Maintenance Supplies	2,526	1,414	2,250	1,809	-	-	-
1540-5493	Repair And Maintenance	7,536	16,938	2,920	6,270	7,940	7,940	7,940
1540-5494	Security Service	-	750	-	-	-	-	-
1540-5495	Sewer	-	453	650	377	300	300	300
1540-5496	Office Equipment Contract	-	2,000	2,250	1,990	-	-	-
1540-5497	Computer Equipment Contract	-	741	2,250	2,000	-	-	-
1540-5498	Building Maintenance Contract	-	12,402	11,250	11,240	9,750	9,750	9,750
1540-5500	Gas	10,825	6,122	9,750	8,118	9,750	9,750	9,750
1540-5502	Water	-	-	765	752	800	800	800
1540-5507	Legal Services	1,817	6,000	-	-	-	-	-
1540-5509	Staff Training	-	2,940	2,500	2,499	-	-	-
1540-5510	Electric	54,857	72,488	45,000	33,740	45,700	45,700	45,700
1540-5520	Telephone	2,114	6,000	-	-	-	-	-
	Total	732,759	632,001	632,000	462,242	632,000	632,000	632,000

Staffing	
Position	Totals
Director	1
Asst Director	0
Dept Head	3
Full Time	6
Part Time - FTE	6.14
Totals	16.14

Narrative

The Library is an essential service that provides something for everyone at every age. We are able to do this with the financial support from the Town of West Warwick for the operation of the West Warwick Public Library. This financial support allows us to provide our community with the materials, programs, and services that will serve their educational, recreational, informational, and cultural needs.

Part-time FTE increased as we resumed our Literacy program this year and hired 3 pt staff who work .71 FTE combined weekly. The library is opening half day Saturdays 9 am - 1pm beginning May 4 but is closing 4 hours Mondays 9 am - 1 pm to make up for the hours as will not be able to increase open hours to the public unless it receives additional funding.

The library's other sources of operating revenue are:

State grant-in-aid - By state law, this amount is 25% of the second preceding year's Town Appropriation. However, due to level funding at the State level we will receive 22.41% of funds expended on the library in FY 2011. SGIA is based on the appropriation from its municipality from 2 years prior. As we were cut \$100,000 in 2011, the library will receive \$142,289 in SGIA and \$5,481 in Endowment SGIA, a cut of \$20,673 in SGIA and based on the market we are losing \$3415 in Endowment SGIA; a total loss of \$24,088.

Champlin Trust - Robert H. Champlin, for whom the library is named, left a trust to be invested so the library could receive and use the annual interest. The principle cannot be touched. We receive biannual distributions based on a percentage of the current market value. It is used for the purchase of Reference materials and electronic books and to supplement equipment purchases and building maintenance.

Fines and Fees - The amount collected fluctuates from year to year. All funds from this category are used to supplement the Materials budget (which includes books, magazines, CDs, DVDs, and e-books) and patron technology budget, and to support library programs and services for all ages. The library makes it a point never to use funds collected for staff salaries or staff related expenses.

Donations - The amount fluctuates from year to year. All funds from this category are used, unless specifically designated by the donor for another purpose, to supplement the Materials and Computer Equipment budget so that we may offer the most up-to-date materials and current technology to our patrons.

Grants - This category is not included in the revenue categories on the budget page because it is impossible to predict a ballpark figure from year to year, and because grant funds are usually designated for a specific library program or service. The library actively pursues and

Other - As we do not expect to receive extra revenue this year this column was eliminated. Originally, it was created in case the library received unexpected proceeds in terms of fines, fees, or donations in a fiscal year, the overage is moved to this category for spending in the next fiscal year.

Endowment - This is funding from the Library Association, originally established by an endowment. The amount fluctuates based other funding sources and operating costs. These funds are used after all other funding sources have been exhausted as we hope the Association does not want to dwindle the Endowment to nothing.

TOWN OF WEST WARWICK
Fiscal Year Ending June 30, 2014 Budget

1660 Parks

Account	Description	FY 2011 Actual	FY 2012 Actual	FY 2013		FY 2014		
				Budget	3/31/2013	Department	Manager	Council
1660-5108	Summer Program Salaries		-	-	-	-	-	-
1660-5110	General Wages	102,268	128,473	102,825	88,986	104,031	105,396	109,031
1660-5111	Part Time Wages	1,832	3,575	7,500	2,371	15,500	7,688	15,500
1660-5120	Department Head Salaries		-	-	-	-	-	-
1660-5130	Overtime	40,990	33,919	35,000	28,755	35,000	35,875	35,000
1660-5140	Longevity	7,332	7,505	4,896	10,920	4,896	5,017	4,896
1660-5216	Sick Bonus	400	600	400	800	400	400	400
1660-5300	Supplies & Expenses	78,365	70,478	76,920	55,653	74,620	76,920	74,620
1660-5330	Trail Maintenance		-	3,500	3,000	3,500	3,500	3,500
1660-5332	Concert Series	-	2,425	-	2,275	-	-	-
	Total	231,187	246,975	231,041	192,760	237,947	234,796	242,947

Staffing	
Position	Totals
Director	0
Secretary	0
Maintenance Supervisor	1
Laborer	0.75
Laborer	0.75
Part time - approx 3000 hours	0
Totals	2.5

Salaries	164,427
Benefits	400
Operating	74,620
Other	3,500
	242,947

Narrative

This budget activity encompasses the operation and maintenance cost associated with the Town's playgrounds and athletic fields (baseball, soccer and tennis). The maintenance of McCarthy Stadium is also included in this budget, as well as the Donald Roch Riverwalk and Flat Top Recreational Site.

TOWN OF WEST WARWICK
Fiscal Year Ending June 30, 2014 Budget

1700 Debt Service

Account	Description	FY 2011 Actual	FY 2012 Actual	FY 2013		FY 2014		
				Budget	3/31/2013	Department	Manager	Council
1700-8003	Town 800,000 Open Rec 93	77,135	77,479	77,478	2,608	72,610	72,610	72,610
1700-8004	5M Road Bond	455,062	442,250	442,250	429,750	417,630	417,630	417,630
1700-8005	GOB 2009 Series A		-	-	-	515,590	515,590	515,590
1700-8006	GOB 2009 Refund Series B	336,937	321,338	310,937	-	299,320	299,320	299,320
1700-8007	Town 10.5 School Bond	901,582	898,808	898,808	898,633	897,970	897,970	897,970
1700-8008	GO 2002 Refund Series B	142,317	137,475	137,475	132,519	-	-	-
1700-8009	2.1 Bond Issue	185,762	181,225	181,225	176,756	172,160	172,160	172,160
1700-8011	School QZAB Bond	54,213	54,213	54,212	182,780	284,720	284,720	284,720
1700-8012	Station Fire Bond	517,450	515,100	525,501	151,769	229,130	229,130	229,130
1700-8019	Anticipated Borrowing		5,600	-	-	-	-	-
1700-8040	Debt Service Cost of Issuance	16,000	18,659	17,500	11,850	25,000	25,000	25,000
	Total	2,686,458	2,652,147	2,645,386	1,986,665	2,914,130	2,914,130	2,914,130

TOWN OF WEST WARWICK
Fiscal Year Ending June 30, 2014 Budget

1785 Capital

Account	Description	FY 2011 Actual	FY 2012 Actual	FY 2013		FY 2014		
				Budget	3/31/2013	Department	Manager	Council
	Paver - DPW		4,350	-	-	4,000	-	-
	Roller - DPW		16,473	-	-	46,600	-	-
1785-9143	Town Hall Improvements		-	80,000	42,853	125,645	125,645	125,645
	DPW		178,298	-	131,900	-	-	-
1785-9145	Lease - Fire Truck		-	64,645	64,645	-	-	-
	DPW - 5-7 Yd Truck W/Plow		-	-	-	135,000	-	-
	Library Windows		-	-	-	26,500	-	-
1785-9141	Police - Capital/Misc	48,584	-	82,000	49,666	466,101	100,000	100,000
1785-9142	Fire - Capital/Misc	177,273	106,440	75,000	57,395	527,233	85,000	85,000
1785-9150	Finance - Capital		8,000	9,000	7,268	-	-	-
1785-9201	Other Carryover	3,395	-	-	-	-	-	-
	Total	229,252	313,561	310,645	353,727	1,331,079	310,645	310,645

TOWN OF WEST WARWICK
Fiscal Year Ending June 30, 2014 Budget

2600 Municipal Court

Account	Description	FY 2011 Actual	FY 2012 Actual	FY 2013		FY 2014		
				Budget	Thru Feb.	Department	Manager	Council
4551	Court Fees / Fines	193,824	280,878	171,998	123,592	176,000	176,000	176,000
5103	Police Overtime	102,664	86,014	45,000	41,049	45,000	45,000	45,000
5121	Admin Wages	25,426	25,802	26,000	16,514	26,000	26,000	26,000
5140	Longevity		-	-	-			
5210	FICA	9,787	6,185	5,498	2,749	5,500	5,500	5,500
5326	Consultant	-	-	-	-	-	-	-
5300	Supplies And Expenses	1,370	435	2,000	1,437	2,000	2,000	2,000
5605	Computer Services	9,788	5,068	8,500	5,068	8,500	8,500	8,500
5957	General Fund	10,000	10,000	10,000	10,000	10,000	10,000	10,000
5326	RI Traffic Tribunal	64,202	109,370	75,000	46,832	75,000	75,000	75,000
5305	Admin Expenses	5,099	-	-	-	4,000	4,000	4,000
	Profit/(Loss)	(34,512)	38,004	-	(57)	-	-	-

Staffing	
Position	Totals
Part Time Basis	
Judge	1
Administrative Court Clerk	1
Totals	2

Narrative

This is an Enterprise Fund which reflects the revenues and expenditures associated with the establishment of a municipal court. The purpose of this is to hear violations of traffic law and ordinances in the Town of West Warwick.